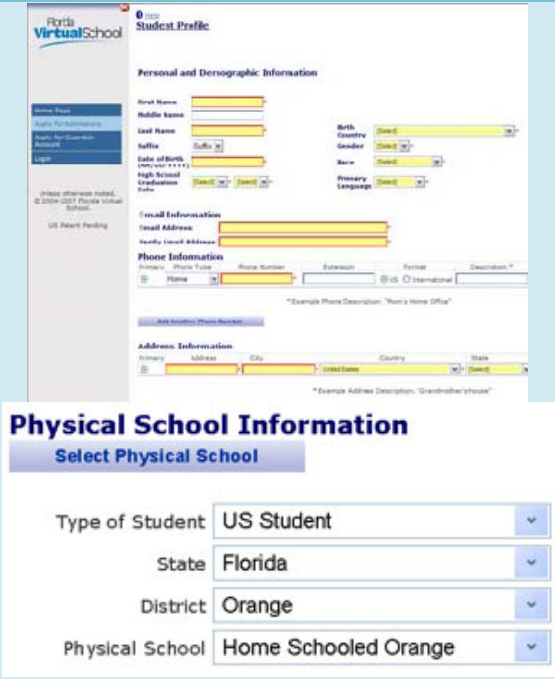

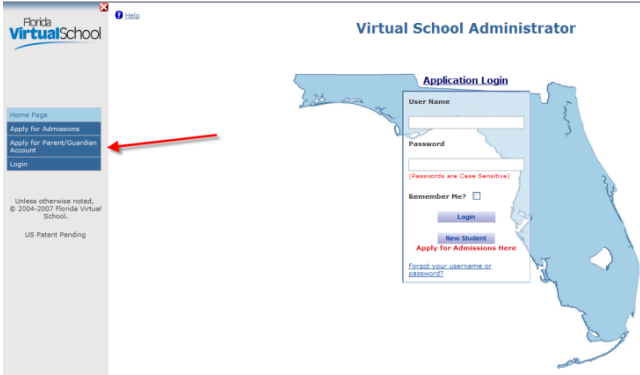



	Action Required	Notes/Reference:																								
<p><b>1</b></p> <p><input type="checkbox"/></p>	<p><b>Confirm your eligibility for FLVS Courses as a Florida Resident.</b></p> <p>You must be a student (<b>grade 6-12</b>) and</p> <ol style="list-style-type: none"> <li>1. Stationed at a Florida base</li> <li>2. Or if stationed outside of Florida, you must have Florida as your home residency on record with the military branch.</li> </ol>	<p>Please contact your local School District to discuss your curriculum needs and credit transfers.</p> <p>You will need to provide the following documents</p> <ul style="list-style-type: none"> <li>• Copy of military I.D.</li> <li>• Copy of Voter's Registration Card</li> </ul>																								
<p><b>2</b></p> <p><input type="checkbox"/></p>	<p><b>Create your FLVS Account (Student).</b></p> <p>Go to <a href="#">page one of the application</a>. You will setup an FLVS account by providing student and school information.</p> <ul style="list-style-type: none"> <li>• When asked for your Physical School, after selecting your county please select <b>“Home Schooled (your county)”</b></li> <li>• Be sure to write down your username and password after creating your account. (This will also be emailed to you)</li> <li>• Once you reach the “Congratulations” page, you have finished creating your account.</li> </ul>	 <p>The top screenshot shows the 'Student Profile' form with sections for Personal and Demographic Information, Email Information, Phone Information, and Address Information. The bottom screenshot shows the 'Physical School Information' selection screen with dropdown menus for Type of Student (US Student), State (Florida), District (Orange), and Physical School (Home Schooled Orange).</p>																								
<p><b>IMPORTANT:</b> Please Contact your School District to obtain information about homeschooling before requesting courses. You will need to register with your District and obtain a Verification Letter from them in order to complete the process below and be placed on a waitlist for an FLVS course.</p>																										
<p><b>3</b></p> <p><input type="checkbox"/></p>	<p><b>Provide FLVS with copies of your Military ID and Voter Registration Card</b></p> <p>Fax to 407-520-5479, Attn: Shantana Johnson.</p>	<p><b>FLVS will need this document before you can be placed on the waitlist for a requested course.</b></p>																								
<p><b>4</b></p> <p><input type="checkbox"/></p>	<p><b>Request Courses. (Student)</b></p> <p>After you have created your student account, login at <a href="http://www.flvs.net">www.flvs.net</a> and click on “Request Courses” on the left-hand side of your dashboard. Once you have found the right course(s), select the course(s) that you want to request.</p> <ul style="list-style-type: none"> <li>• Be sure to click on the left “select” link to select the course.</li> <li>• After requesting courses you may logout</li> </ul>	 <p>The screenshot shows a table of courses with columns for Course, Credits, and Virtual School. A red box highlights the 'Select' links in the first column, and a red arrow points to the 'Select' link for Algebra I.</p> <table border="1"> <thead> <tr> <th>Course</th> <th>Credits</th> <th>Virtual School</th> </tr> </thead> <tbody> <tr> <td>Adv Pl</td> <td>1.0</td> <td>Florida Virtual School</td> </tr> <tr> <td>Calculus AB</td> <td>1.0</td> <td>Florida Virtual School</td> </tr> <tr> <td>Algebra I</td> <td>1.0</td> <td>Florida Virtual School</td> </tr> <tr> <td>Algebra I A</td> <td>1.0</td> <td>Florida Virtual School</td> </tr> <tr> <td>Algebra I B</td> <td>1.0</td> <td>Florida Virtual School</td> </tr> <tr> <td>Algebra II</td> <td>1.0</td> <td>Florida Virtual School</td> </tr> <tr> <td>Geometry</td> <td>1.0</td> <td>Florida Virtual School</td> </tr> </tbody> </table>	Course	Credits	Virtual School	Adv Pl	1.0	Florida Virtual School	Calculus AB	1.0	Florida Virtual School	Algebra I	1.0	Florida Virtual School	Algebra I A	1.0	Florida Virtual School	Algebra I B	1.0	Florida Virtual School	Algebra II	1.0	Florida Virtual School	Geometry	1.0	Florida Virtual School
Course	Credits	Virtual School																								
Adv Pl	1.0	Florida Virtual School																								
Calculus AB	1.0	Florida Virtual School																								
Algebra I	1.0	Florida Virtual School																								
Algebra I A	1.0	Florida Virtual School																								
Algebra I B	1.0	Florida Virtual School																								
Algebra II	1.0	Florida Virtual School																								
Geometry	1.0	Florida Virtual School																								

	<b>Action Required</b>	<b>Notes/Reference:</b>
<p><b>5</b></p> <p><input type="checkbox"/></p>	<p><b>Create a Parent/Guardian Account (Parent).</b> The parent will now set up an FLVS account at <a href="https://vsa.flvs.net/">https://vsa.flvs.net/</a> .</p> <ul style="list-style-type: none"> <li>Click on “Apply for Parent/Guardian Account” in the left column menu bar.</li> <li>Select “No” and then click on Submit.</li> <li>Then enter your student’s username and password provided in Step 2 above. Follow the steps to create your account.</li> <li>Additional children may be added to this parent/guardian's account.</li> <li><b>Write down your Parent/Guardian username and password, and then logout.</b></li> </ul>	<p>With this account the parent can monitor the Student’s Account and Courses.</p> 
<p><b>6</b></p> <p><input type="checkbox"/></p>	<p><b>Approve Course Requests (Parent)</b> The Parent/Guardian will log in at <a href="http://www.flvs.net">www.flvs.net</a> .</p> <ul style="list-style-type: none"> <li>Use the Parent/Guardian username and password provided in Step 5.</li> <li>Click on approve next to the courses that your student has requested.</li> </ul>	
<p><b>7</b></p> <p><input type="checkbox"/></p>	<p><b>Waiting List.</b> After your course request has been approved by both your parent and your guidance counselor , you will be put on the waiting list for the course. Average wait time is 3-6 weeks, but it could be longer depending on the course.</p>	<p><b>Note:</b> The Parent is responsible for keeping the student active in his/her studies while waiting for a FLVS course.</p>
<p><b>8</b></p> <p><input type="checkbox"/></p>	<p><b>Monitor your FLVS account (Student/Parent)</b> Please login to your FLVS account twice a week to see if you have been accepted into a course.</p> <ul style="list-style-type: none"> <li>You will need to use your username and password provided in Step 2 above.</li> <li>If you don’t monitor your student account you might miss an opportunity to be placed in a course.</li> <li>A Parent can also use his/her Guardian FLVS account to monitor the course request status.</li> </ul>	<p><b>VERY IMPORTANT!</b> Login to your FLVS account at <a href="http://www.flvs.net">www.flvs.net</a> 2 times a week to monitor the status of your course request.</p> 